



THE CORPORATION OF THE CITY OF BRAMPTON

BY-LAW

Number 160-78

A By-law to Levy the Taxes
for the Year 1978.

WHEREAS it is necessary and expedient to levy on the whole rateable property according to the last revised assessment roll for the City of Brampton the sums set forth for various purposes in Schedule "A" hereto attached for the current year;

WHEREAS an annual tax based on 5% of the total of the gross receipts for the year ended December 31st, 1977 may be levied on Bell Canada;


AND WHEREAS a levy was made before the adoption of the estimates for the year;


NOW THEREFORE the Council of the Corporation of the City of Brampton ENACTS as follows:

1. For the purpose of providing the sums set forth in Schedule "A" hereto attached that, save as hereinafter provided, the rate of mills on the dollar for the various sums set forth therein be and the same is hereby levied upon the respective portions of the assessment liable therefore as set forth in the said Schedule "A".
2. There shall be levied in the usual manner an annual tax based on 5% of the total of the gross receipts for the year ended December 31st, 1977 from Bell Canada.
3. The levy provided for in Schedule "A" hereto attached shall be reduced by the amount of the interim levy for 1978.

4. Schedules "A" and "B" attached hereto shall be and form part of this By-law.

READ a FIRST, SECOND and THIRD TIME and PASSED in Open Council this 28th day of July, 1978.


James E. Archdekin, Mayor


Ralph A. Everett, Acting Clerk

ONTARIO
MUNICIPAL CORPORATIONS
STATEMENT BY TREASURER RE BORROWING

TO: ROYAL BANK OF CANADA

Re. The Corporation of the City of Brampton of
in the Province of Ontario (hereinafter called "the Corporation")

(Insert proper name of Municipality)

I hereby certify that the following statements are true and correct as of this date,

(Delete "(not)" if estimates for current year have been adopted)

1. The estimates of the Corporation for the current year have (not) been adopted.

(Refer to the estimates for the current year if such have been adopted, if not, refer to estimates of last year)

2. The nature and amount of the estimated revenues of the Corporation set forth in the estimates of the Corporation adopted for the year 19 78 are \$55,193,996. , as more particularly set forth in Schedule A hereto.

(Attach separate sheets for Schedules A, B & C)

3. The nature and amount of revenues of the Corporation for the current year collected to date is \$, as more particularly set forth in Schedule B hereto.

(Delete paragraph 4 if estimates for current year not yet adopted)


4. The nature and amount of the estimated revenues of the Corporation for the current year not yet collected is \$, as more particularly set forth in Schedule C annexed hereto.

5. The total of any amounts borrowed by the Corporation under Section 332 of The Municipal Act in the current year is \$ Nil and the total of such amounts that have not been repaid are \$ Nil

This statement is delivered to The Royal Bank of Canada pursuant to the provisions of Section 332 of The Municipal Act, as amended to date.

AS WITNESS the corporate seal of the Corporation this day of January , 19 79 .

(Corporate Seal)


Treasurer

SCHEDULE "A"

BY-LAW NO. 160-78

NATURE AND AMOUNT OF THE ESTIMATED REVENUES OF THE CORPORATION ADOPTED FOR PRECEDING YEAR.

Taxes	
City of Brampton	12,590,836
Toronto Gore - Deficit	4,844
Region of Peel	5,112,738
Peel Board of Education	
Elementary	11,918,861
Separate	1,413,873
Secondary	<u>10,812,906</u>
"Total Taxation (Requirement)	41,854,058
Telephone Taxation	791,450
Special Charges	27,692
Four Corners	53,198
Payment in Lieu of Taxes	215,000
Supplementary Taxes (Section 43)	625,000
Ontario Unconditional Grants	831,200
Telephone Gross Receipts	200,000
Revenue for Specific Functions (Grants)	2,239,830
Fees and Service Charges	2,847,144
Other Revenue	4,509,424
Surplus	<u>1,000,000</u>
	55,193,996

Seventy per cent (rounded) 38,500.00

THE CORPORATION OF THE CITY OF BRAMPTON

SCHEDULE "A" TO BY-LAW NO. 160-78

LEVIES FOR 1978 TAXATION

<u>Assessment</u>	<u>City of Brampton (Minus Former Township of Toronto Gore)</u>	<u>Former Township of Toronto Gore</u>	<u>Total</u>
Residential - Public	748,192,998	15,194,840	763,387,838
- Separate	133,815,130	5,781,925	139,597,055
- Total	882,008,128	20,976,765	902,984,893
Commercial - Public	423,220,660	2,490,525	425,711,185
- Separate	5,897,995	276,515	6,174,510
- Total	429,118,655	2,767,040	431,885,695
Total - Public	1,171,413,658	17,685,365	1,189,099,023
- Separate	139,713,125	6,058,440	145,771,565
- Total	1,311,126,783	23,743,805	1,334,870,588
Local Rate for the City of Brampton			
Mill Rates - Residential	8.93	8.93	
- Commercial	10.50	10.50	
Levy Requirement			12,598,455
Transitional Adjustment			12,590,836
Mill Rates - Residential	0.01	(0.67)	
- Commercial	0.01	(0.79)	
Levy Requirement	13,111	16,240	(3,129)
	16,197	(16,197)	-
Deficit Adjustment			
Mill Rates - Residential		0.20	
- Commercial		0.24	
Levy Requirement			4,859
			4,844
Regional Rate for the Region of Peel			
Mill Rates - Residential	3.62	3.62	
- Commercial	4.26	4.26	
Levy Requirement			5,108,638
			5,112,738
Elementary Rate for the Peel Board of Education			
Mill Rates - Residential	9.64	9.64	
- Commercial	10.71	10.71	
Levy Requirement			11,918,426
			11,918,861
Elementary Rate for the Dufferin-Peel Roman Catholic Separate School Board			
Mill Rates - Residential	9.64	9.64	
- Commercial	10.71	10.71	
Levy Requirement			1,411,845
			1,413,873
Secondary Rate for the Peel Board of Education			
Mill Rates - Residential	7.82	7.82	
- Commercial	8.69	8.69	
Levy Requirement			10,814,429
			10,812,906
Total Mill Rates			
- Residential	30.02	29.54	
- Commercial	34.17	33.61	
Telephone Taxation			791,450
Special Charges			27,692
Four Corners Improvement Area			53,198

THE CORPORATION OF THE CITY OF BRAMPTON

SCHEDULE "B" TO BY-LAW NO. 160-78

		<u>Budget 1978</u>
<u>General Government</u>		
Members of Council	236,351	
General Administration	2,443,659	
Other Government Expenditures	<u>524,300</u>	<u>3,204,310</u>
 <u>Protection to Persons and Property</u>		
Fire		3,867,770
 Protective Inspection and Control		
Building and Structural Inspection	834,040	
Canine Control	154,639	
By-law Enforcement	<u>50,684</u>	<u>1,039,363</u>
		<u>4,907,133</u>
 <u>Transportation Services</u>		
Roadways		
Roads	4,862,760	
Traffic Control	<u>188,607</u>	5,051,367
Transit		2,348,236
Parking		109,200
Street Lighting		<u>607,929</u>
		<u>8,116,732</u>
 <u>Environmental Services</u>		
Storm Sewers		72,805
Garbage Disposal		<u>850,000</u>
		<u>922,805</u>
 <u>Health Services</u>		
Cemeteries		<u>71,502</u>
 <u>Social and Family Services</u>		
Assistance to Aged Persons		<u>50,000</u>
 <u>Recreation and Cultural Services</u>		
Parks and Recreation		5,213,775
Libraries		<u>1,895,750</u>
		<u>7,109,525</u>
 <u>Planning and Development</u>		
Planning and Zoning		598,028
Commercial and Industrial		55,000
Residential		730
Agricultural and Reforestation		15,222
Tile Drainage		<u>7,447</u>
		<u>676,427</u>
 TOTAL EXPENDITURES:		 <u>\$25,058,434</u> =====

THE CORPORATION OF THE CITY OF BRAMPTON

SCHEDULE "B" TO BY-LAW NO. 160-78

1978
Budget

Other Revenue

Licences and Permits		1,037,500	
Rents, Concessions and Franchises			
Treasury	775,957		
Parks and Recreation	463,065		
Transit	500		
Engineering	<u>116,000</u>	1,355,522	
Fines		60,600	
Penalty and Interest on Taxes		170,000	
Investment Income - From Own Funds		175,000	
Developer Contributions		284,000	
Sale of Publications		2,150	
Contribution From Capital		2,052	
Contribution From Trusts - Cemetery		15,000	
Contribution From Reserves		1,350,100	
Other			
General Government	16,000		
Engineering	10,000		
Transit	<u>31,500</u>	<u>57,500</u>	<u>4,509,424</u>
Surplus			<u>1,000,000</u>
TOTAL REVENUE:			<u>12,467,598</u> =====

THE CORPORATION OF THE CITY OF BRAMPTON

SCHEDULE "B" TO BY-LAW NO. 160-78

			1978 <u>Budget</u>
Payments in lieu of taxes			<u>215,000</u>
Supplementary Taxes			
Section 43 of The Assessment Act - Brampton Share			<u>625,000</u>
Ontario Unconditional Grants			<u>831,200</u>
Telephone Gross Receipts			<u>200,000</u>
<u>Revenue for Specific Functions</u>			
Ontario Specific Grants			
Transportation			
Roadways	1,505,500		
Transit	<u>696,970</u>	2,202,470	
Parks and Recreation		<u>30,120</u>	<u>2,232,590</u>
Canada Specific Grants - Parks			<u>7,240</u>
Other Municipalities - Fees - Fire			<u>20,200</u>
<u>Fees and Service Charges</u>			
General Government		63,650	
Protection to Persons and Property			
Fire		16,800	
Transportation			
Roadways	34,000		
Transit	744,500		
Parking	<u>109,200</u>	887,700	
Health Services			
Cemeteries		35,000	
Parks and Recreation			
Parks and Recreation	1,479,447		
Libraries	<u>273,900</u>	1,753,347	
Planning and Development		8,000	
Special Area Levies			
Tile Drainage	7,447		
Four Corners	<u>55,000</u>	<u>62,447</u>	<u>2,826,944</u>

THE CITY OF BRAMPTON
COMPARISION OF RESIDENTIAL MILL RATE

	<u>\$20,000. Assessment</u>		<u>\$25,000. Assessment</u>		<u>\$30,000. Assessment</u>	
	<u>1977</u>	<u>1978</u>	<u>1977</u>	<u>1978</u>	<u>1977</u>	<u>1978</u>
City Levy	\$171.20	\$178.80	\$214.00	\$223.50	\$256.80	\$268.20
Region Levy	71.60	72.40	89.50	90.50	107.40	108.60
Education Levy	327.20	349.20	409.00	436.50	490.80	523.80
	<u>\$570.00</u>	<u>\$600.40</u>	<u>\$712.50</u>	<u>\$750.50</u>	<u>\$855.00</u>	<u>\$900.60</u>

PASSED July 28th 19 78



BY-LAW

No. 160-78

Being a By-law to Levy the Taxes
for the Year 1978.