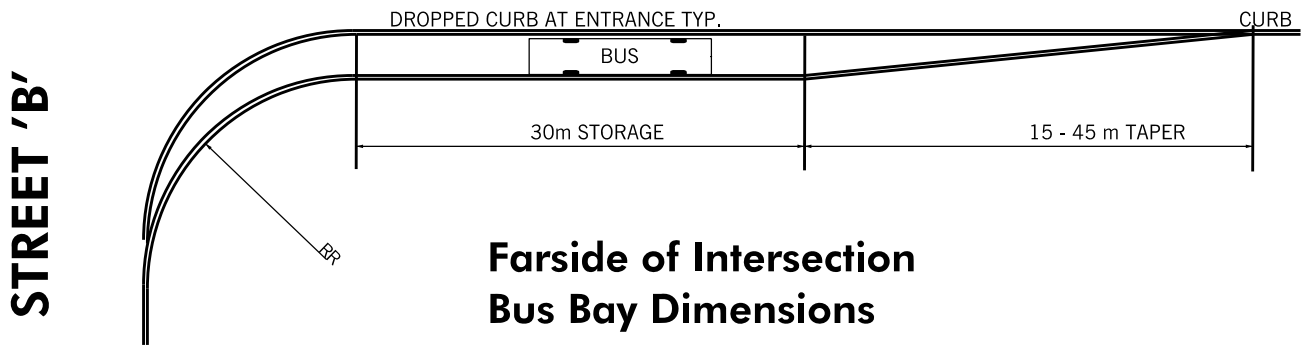
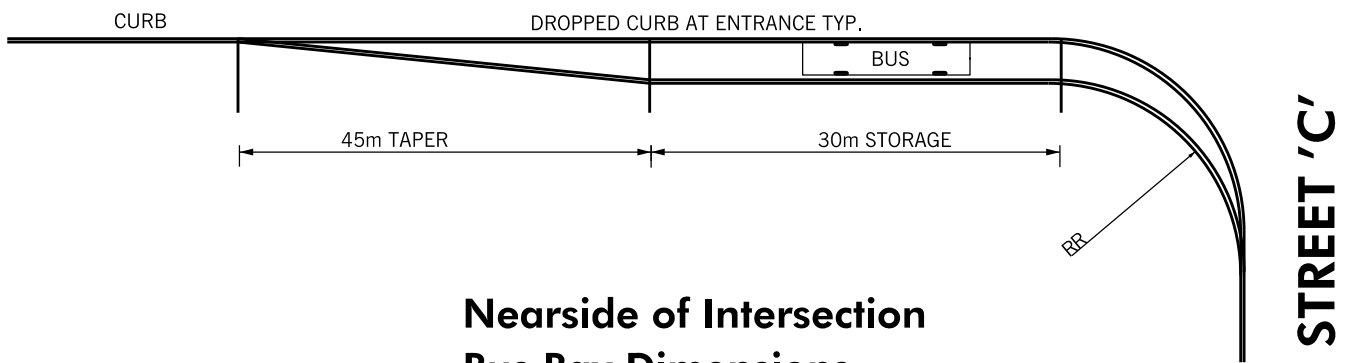


STREET 'A'



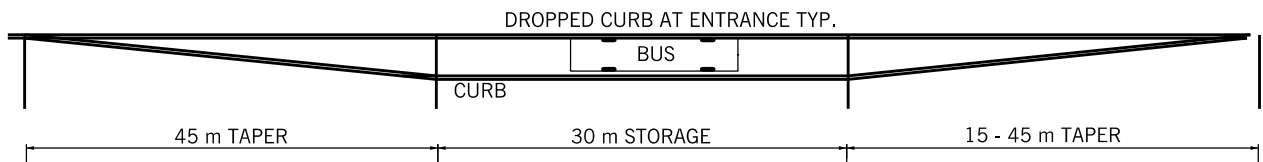
**Farside of Intersection
Bus Bay Dimensions**

STREET 'D'



**Nearside of Intersection
Bus Bay Dimensions**

STREET 'E'



**Midblock of Intersections
Bus Bay Dimensions**

NOTE:

FOR BUS BAY LANE WIDTHS AND TYPICAL SECTION DETAILS, REFER TO STD. DWG 266



BRAMPTON
Flower City

APPROVED:
2014/06/16

**BUS BAY
DIMENSIONS**

FOR STANDARD
12.2m (40') BUS

ORIGINAL:
1989/11/01

REV. 6

261

N.T.S